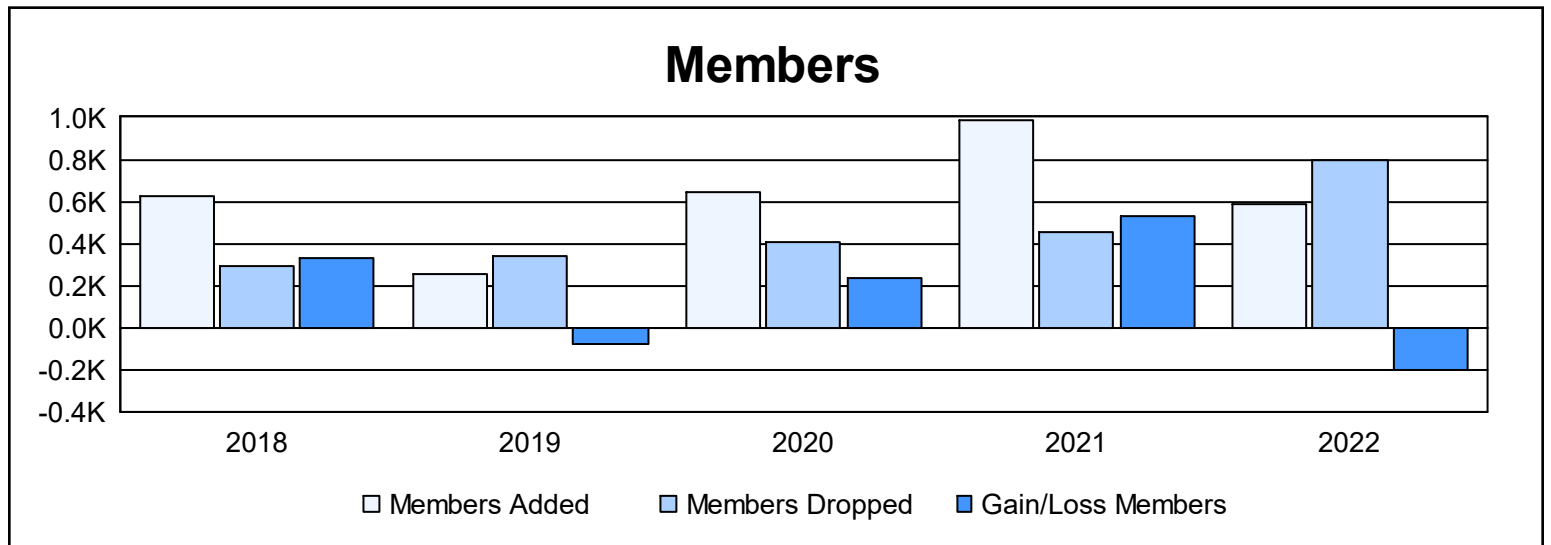
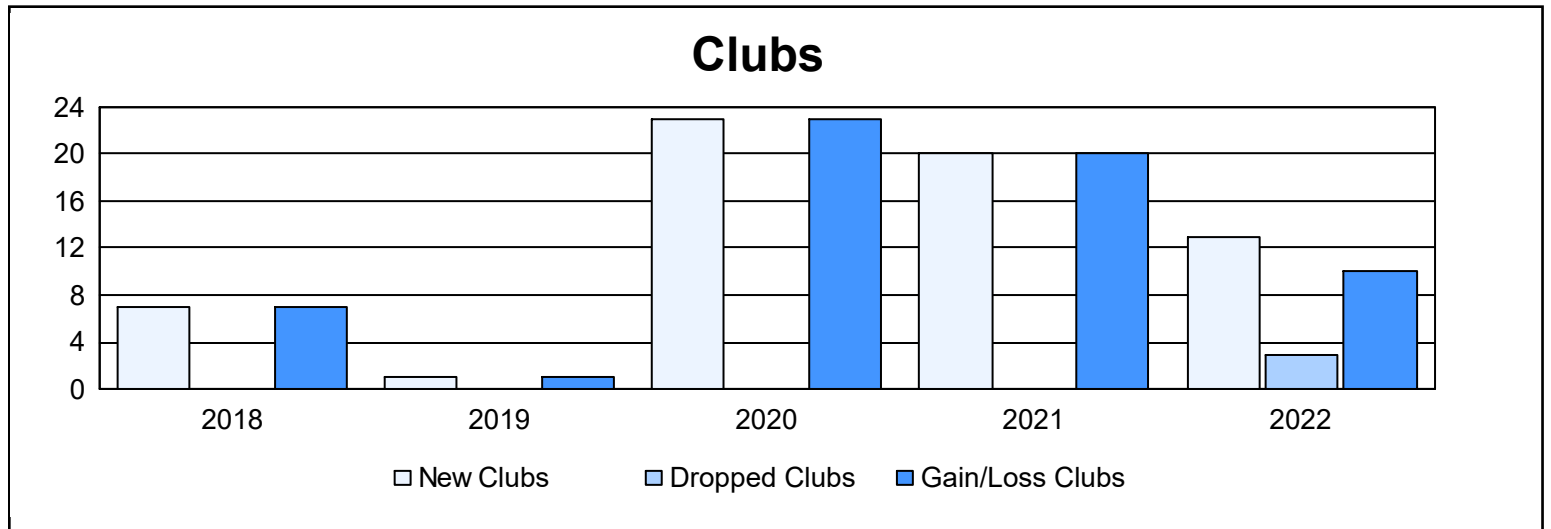
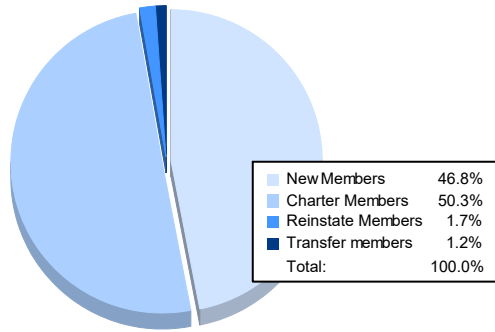


Year	New Clubs	Dropped Clubs	Gain/ Loss Clubs	New Members	Charter Members	Reinstate Members	Transfer Members	Total Member Added	Total Members Dropped	Gain/ Loss Members
2017-2018	7	0	7	395	199	33	0	627	294	333
2018-2019	1	0	1	186	68	2	2	258	338	-80
2019-2020	23	0	23	131	500	14	2	647	409	238
2020-2021	20	0	20	440	528	12	1	981	450	531
2021-2022	13	3	10	275	295	10	7	587	792	-205
<b>Average</b>	<b>13</b>	<b>1</b>	<b>12</b>	<b>285</b>	<b>318</b>	<b>14</b>	<b>2</b>	<b>620</b>	<b>457</b>	<b>163</b>



### Membership Composition June 2022 Cumulative



### Gender Composition June 2022 Cumulative

